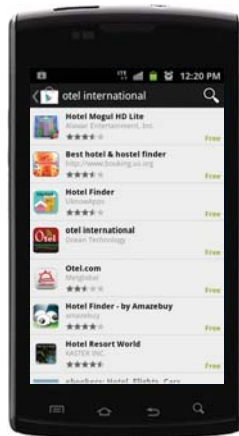


1



Open **PLAY** Store

2



Search for **OTEL INTERNATIONAL** and click on **FREE**

3



Click on **INSTALL**

4



Click on **ACCEPT** and **DOWNLOAD**

5



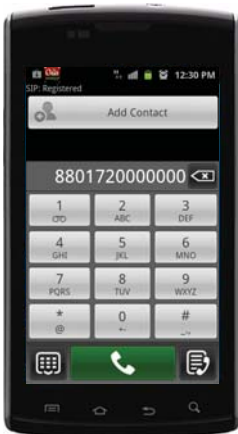
Click on **OPEN** then on **LOG IN**

6

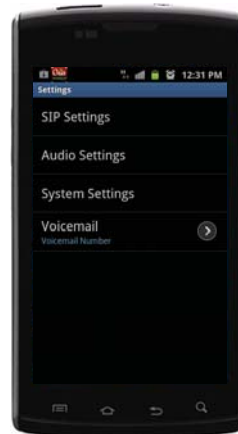
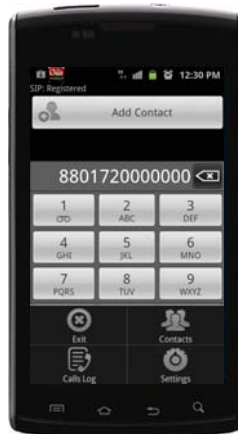


USERNAME – insert username.
PASSWORD – insert Password.
Click on **DONE**

7



Next, dial the country code, followed by the area code and then the phone number.



CHANGE TO A NEW CARD

If you want to use a different card, switch to a new Username and Password.

Click on **MENU**, then on **SETTINGS**, then on **SIP SETTINGS**

USERNAME – new username
PASSWORD – new password